

F I B R E B O D Y

TOPPERS **FX** INSERTS



BRANDFX
B O D Y C O M P A N Y

FIBRE BODY TOPPERS

Versatile, practical, affordable ✕ Designed for easy removal to maximize vehicle utility ✕ Available for all popular Chevrolet, Dodge, Ford, and GMC pickup models and bed sizes

Why choose a Fibre Body brand fiberglass topper over a steel or aluminum pickup cap? Because it makes better economic sense, for a lot of compelling reasons.

Outstanding Strength & Durability

With a Fibre Body brand topper, you're assured of outstanding strength and durability in a product weighing considerably less than steel or aluminum.

The Benefits of Lower Weight

Less weight means less fuel consumed in every mile of operation — about 80 cents less per pound per year, according to reliable studies, which could translate into a saving of \$2,000 or more over seven years. Or it can mean the ability to haul more tools and equipment.

Superb Corrosion Resistance

Fiberglass construction also provides worry-free, rust-free performance for the life of your vehicle. And if your job involves harsh chemicals of any kind, remember that superior corrosion resistance is why the chemical processing industry relies on fiberglass piping more than any other type.

Flexible & Resilient

Fiberglass has the flexibility to absorb minor impacts that routinely dent metal. What's more, a Fibre Body brand topper won't warp, weaken from fatigue, or need painting, so it will maintain its like-new appearance indefinitely.

Well Sealed Against the Elements

Our doors feature automotive grade bubble gaskets and radiused corners for positive sealing. All perimeters are likewise thoroughly sealed during installation to help keep the elements where they belong.

Versatile Interior Options

Fibre Body brand toppers offer the shelving, drawer, cabinet, and lighting options to make your truck a more productive mobile storage space and workplace. You can tailor a topper to your job.

Clearly the Best

The advantages speak for themselves. And with so much invested in your business, isn't a Fibre Body brand topper clearly the best investment you can make?



FIBRE BODY INSERTS

Self-contained with its own floor and sidewalls, for easy removal without unloading ✕ Built to outlast the vehicle
✕ Fits all popular Chevrolet, Dodge, Ford, and GMC pickup trucks and bed lengths

With a Fibre Body brand insert, you've got all of the benefits a van has to offer and none of the drawbacks. Plus advantages vans can't begin to match.

Easy Access to Tools & Equipment

With available exterior side compartment doors, tools and equipment can be accessed from outside the vehicle — an easier, faster, more efficient proposition than climbing into the back of a van.

Quick, Easy Removal & Installation

A Fibre Body brand insert can be removed from one truck and installed on another in the field, without unloading. A real benefit in the event of a breakdown.

Life-Extending Transferability

Inserts can outlast two or more chassis and aren't brand specific. Go ahead and switch to a different make of truck. It will fit them all.

Factory 4WD

The pickup-plus-insert combination gives you the option of **factory** four-wheel-drive, versus after-market 4WD with a van. The vehicle gets into the field several weeks sooner, and with all of the drivetrain integrity the manufacturer intended.


Lower Initial Cost & Higher Resale

As if all these advantages weren't persuasive enough, how about lower initial cost coupled with higher resale? A pickup typically costs less to purchase than a van; its superior resale stems from superior versatility and the broad appeal

pickups enjoy even among non-commercial users. In fact, a study conducted by a nationally recognized telecommunications company confirmed that a pickup with a Fibre Body brand insert cost less up front yet commanded greater value on trade-in than a van — and generated a saving of several thousand dollars when transferred to a subsequent truck.

The Choice That Gives You More

More utility, more productivity, more value for your dollar. With advantages like these, the wisdom of choosing a Fibre Body brand insert will show up on your bottom line.



PREMIUM FIBRE BODY FEATURES



Commercial Grade Fiberglass Construction

We manufacture the highest quality, most technologically advanced fiberglass bodies in the industry, using only the finest laminates and multiple-density PVC cores available — the same premium materials found on most yachts. Furthermore, we continuously review our materials and designs so that our products are always “state-of-the-art.”

Tough, Durable Gelcoat Finish

Five times thicker than paint, our gelcoat finish provides an appealing, gleaming appearance requiring little more than an occasional “bath.” Scuffs and scratches simply cannot rust, and they buff right out for a lasting luster that will help keep your vehicle — and your image — looking sharp.

Automotive Weather Seals

Your valuable property will stay well protected from the elements within a Fibre Body brand topper or insert. All doors employ the same kind of bubble gaskets automotive manufacturers rely on to keep harsh weather at bay. They likewise employ radiused or rounded corners to ensure a complete and positive seal.



FIBRE BODY



Stainless Steel Fasteners, Hinges & Sturdy D-Ring Locks

Examine our toppers and inserts and you'll discover that their protection against corrosion extends beyond fiberglass shells and doors. You'll also find heavy-duty, Type 304 stainless steel fasteners, hinges, and D-ring locks ready to preserve your investment and reduce your maintenance concerns. The standard D-ring locks are simple to operate, even when wearing gloves, and provide three-point latching for extra-secure performance. Aluminum drip rails round out the corrosion-resistant hardware.



Center-Mounted Stop Light, Protected Wiring & Flow-Through Ventilation

A high, centrally positioned stop light on every topper and insert meets federal regulations for added visibility and safety. Also standard: protected electrical wiring inside the shell, safe from being chafed or damaged by whatever you transport; and flow-through ventilation to help keep everything dry.



Single or Dual Level Fiberglass Shelving Packages

Unlike conventional pickup caps, Fibre Body brand toppers and inserts can be outfitted with a variety of shelving and cabinet packages that enhance productivity by keeping tools and materials organized and handy. Shelves of pultruded fiberglass provide the support you need for what you want to carry, and the durability to withstand years of rugged use.



AVAILABLE EQUIPMENT

Exterior options



Single Fiberglass or
RV Style Rear Doors



Solid Fiberglass or
RV Style Side Doors



Fixed Rear &
Side Door Windows



Bow Type, Side Mount, or
Tilt-Down Ladder Racks



Flood Lights



Strobe or Beacon Lights



Grab Handles

Additional options not shown in photos:

Fixed Bulkhead Window
Door Holders
Door Stops

Interior options



Tailgate or Small
Parts Storage Drawer



Load Bed Storage Drawer



Expanded Aluminum or
Punched Aluminum Backing



Single or Dual Fiberglass
Shelving Packages



Multi-Drawer Storage Cabinets



Dome Light with Switch



J-Hooks

Additional options not shown in photos:

Shelf Padding
Book Dividers
Flexglo™ Lighting
Bed Mat
Water Cask Holder

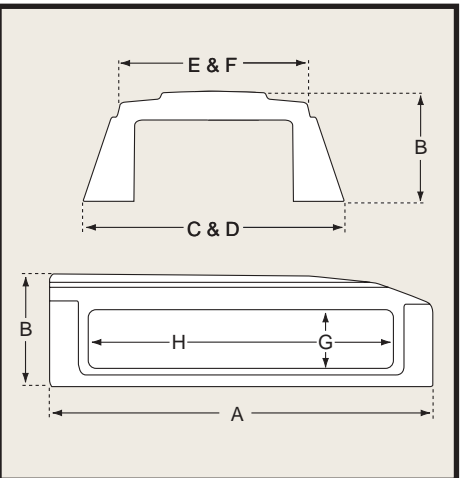
Specifications and availability are subject to change without notice.

DIMENSIONAL DATA

FIBRE BODY

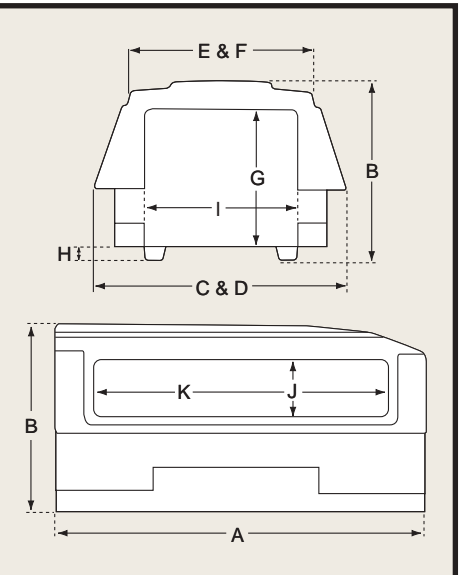
TOPPER

Dimension	Full Size				Mid-Size			
	Standard		Low Profile		Ranger	S-10	Dakota	
	8 Ft.	6.5 Ft.	8 ft.	6.5 ft.				
Overall Length	A	99 5/16	80	99 3/4	81	85 3/8	91 1/2	79 3/4
Overall Height	B	31 3/4	31 1/2	25	25	25 1/2	25 1/2	31
Overall Width (front)	C	70 7/8	70 3/4	70	70	62 1/4	62	63
Overall Width (rear)	D	70 5/8	70 3/4	70 7/8	70 7/8	59 1/4	59	63
Top Width (front)	E	55 1/2	55 1/2	54 3/4	54 3/4	45 1/2	45 3/4	48
Top Width (rear)	F	54 1/4	54 1/4	54 3/4	54 3/4	43 5/8	43 1/4	46 7/8
Side Door Height (clear)	G	19 1/4	19 1/4	14 1/4	14 1/4	13	13 1/2	19 1/8
Side Door Width (clear)	H	72	54 3/8	72 1/2	54 7/8	69	69 1/4	55
Nominal Weight (lbs.)		179	131	158	110	105	107	139



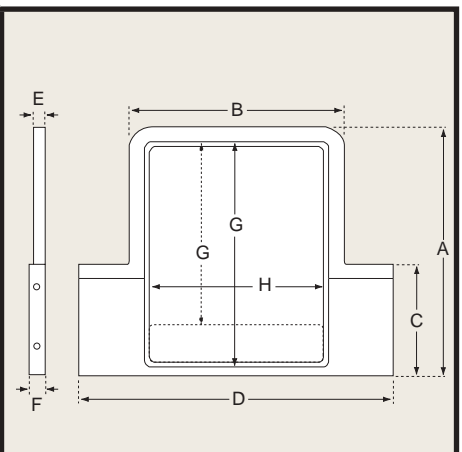
INSERT

Dimension	Full Size				Mid-Size		
	Standard		Low Profile		Ranger	Dakota	
	8 Ft.	6.5 Ft.	8 ft.	6.5 ft.			
Overall Length	A	99 5/16	80	99 3/4	81	85 3/8	79 3/4
Overall Height	B	51 1/2	51 1/4	47 1/2	47 1/2	46	53
Overall Width (front)	C	70 7/8	70 3/4	70	70	62 1/4	63
Overall Width (rear)	D	70 5/8	70 3/4	70 7/8	70 7/8	59 1/4	63 3/8
Top Width (front)	E	55 1/2	55 1/2	54 3/4	54 3/4	45 1/3	48
Top Width (rear)	F	54 1/4	54 1/4	54 3/4	54 3/4	43 5/8	46 7/8
Floor to top of door opening	G	34 1/2	34 1/2	30 1/8	30 1/8	28	33 1/4
Floor Runner Height	H	6	5	6	5	5	5
Width between Wheel Wells	I	48	48	48	48	41	43
Side Door Height (clear)	J	19 1/4	19 1/4	14 1/4	14 1/4	13	19 1/8
Side Door Width (clear)	K	72	54 3/8	72 1/2	54 7/8	69	55
Nominal Weight (lbs.)		384	280	373	265	224	268



REAR DOOR FRAME

Dimension	Full Size						Mid-Size			
	Insert*		Standard			Low Profile	Ranger	S-10	Dakota	
	Standard	Low Profile 8 ft. & 6.5 ft.	Chevy	Ford	Dodge	8 Ft. & 6.5 Ft.				
Overall Height	A	48	43	48	49 3/8	49 5/8	48 3/4	41 3/16	41 3/8	48
Top Frame Width	B	41 1/2	46 1/4	41 5/8	42 1/4	42 1/4	46 1/2	41 7/8	42 1/8	41 3/4
Wing Height	C	22 1/2	22 3/4	21 3/4	23 1/2	23 1/2	23 1/2	19 7/8	20 1/4	21 7/8
Wing Width	D	60 1/2	61 1/4	61 1/2	64	64	63 1/2	53 1/8	54 7/8	54 7/8
Frame Depth (top)	E	2 1/4	2	2 1/4	2	2	2 1/4	1 1/4	1 3/8	1 3/4
Frame Depth (bottom)	F	3 1/4	2 1/2	3	2 1/2	2 1/2	3 1/2	1 3/4	2 1/2	2 3/4
Rear Door Height (clear)	G	41 3/4	36 3/4	41 5/8	41 1/4	41 1/4	36 3/4	33 1/4	34 1/4	33 3/4
Rear Door Width (clear)	H	33 3/4	39	33 7/8	33 7/8	33 7/8	39	34 3/4	34 1/4	33 3/4
Nominal Weight (lbs.)	-	43	41	43	45	45	45	31	32	42



*See above Insert chart

All dimensions shown in inches (in). All weights include doors, but do not include interior or exterior accessories.



BRANDFX
B O D Y C O M P A N Y

Not just any body. A Brand FX body.

10285 North Freeway

Fort Worth, TX 76177 • 817-431-1131

Toll Free: 866-431-1131 Fax: 817-306-7649

www.brandfxbody.com



© 2005 Brand FX Body Company • 0805-10M FX168